

# BIZ SEPARATES™



# BELLA PANT



\*AS SHOWN ON 171CM (5'7.5") HEIGHT MODEL

A pull-on stretch pant that's comfortable from every angle!  
 The Bella pant is the workplace appropriate upgrade from  
 your favourite leggings.

BIZ SEPARATES



**STYLE TIP** Wear with a tee for a casual look or a blouse for a business look

**BS125L WOMENS**

**FABRIC** Cotton-rich stretch 52% Cotton, 41% Viscose, 7% Elastane

**FEATURES** Wear your leggings to work and still look professional

- Flat elastic pull-on comfort waistband
- Sleek and flattering legging appearance
- Back faux pockets for tailored style



BS125L WOMENS SLIM FIT	XXS	XS	S	M	L	XL	2XL	3XL
TO FIT WAIST (CM)	58-63	64-69	70-75	76-81	82-88	89-94	95-101	102-108
TO FIT HIP (CM)	84-89	90-95	96-101	102-107	108-113	114-120	121-127	128-133

# BIANCA JACKET

*The Bianca is the perfect business jacket to match our Perfect Pant range. A unique tuxedo style notched lapel and single buttoned to nip in at the waist this jacket will fit and flatter a variety of body shapes.*




## BS732L WOMENS

**FABRIC** 4-Way Stretch 62% Polyester, 34% Viscose, 4% Elastane • Machine washable • Crease resistant • Easy-care

**FEATURES** Fully lined with stretch lining for comfort • Single button style, notched tuxedo lapel, tailored pockets • Hidden internal lining zipper for embroidery access

BS732L WOMENS SEMI-FITTED FIT	4	6	8	10	12	14
TO FIT BUST (CM)	76	80	85	90	95	100
TO FIT WAIST (CM)	58	62	67	72	77	82
	<b>16</b>	<b>18</b>	<b>20</b>	<b>22</b>	<b>24</b>	<b>26</b>
TO FIT BUST (CM)	105	111	117	122	127	132
TO FIT WAIST (CM)	87	94	99	104	109	114



BLACK

NAVY



\*AS SHOWN ON 174CM (5'8.5") HEIGHT MODEL

# REMY PANT

BIZ SEPARATES

*On-trend slim leg silhouette in our best-selling 4-way stretch fabric that allows maximum comfort and minimal creasing.*



## BS909L WOMENS

**FABRIC** 4-Way Stretch 62% Polyester, 34% Viscose, 4% Elastane • Machine washable • Crease resistant

**FEATURES** Slim leg silhouette • Mid-rise, zip front with slimline waistband • No front pockets or belt loops for a sleek and flattering appearance • Added 5cm hem allowance for longer alteration

BS909L WOMENS TAILORED FIT	4	6	8	10	12	14
TO FIT WAIST (CM)	58	62	67	72	77	82
TO FIT HIP (CM)	85	89	94	99	104	109
	<b>16</b>	<b>18</b>	<b>20</b>	<b>22</b>	<b>24</b>	<b>26</b>
TO FIT WAIST (CM)	87	94	99	104	109	114
TO FIT HIP (CM)	114	121	126	131	136	141



BLACK



NAVY

\*AS SHOWN ON 179CM (5'10.5") HEIGHT MODEL

# PERFECT PANT



EVE

STELLA

KATE

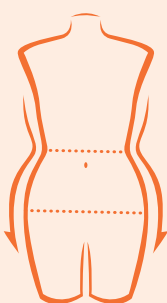
\*AS SHOWN ON MODELS EVE: 172CM (5'7.5") HEIGHT MODEL, STELLA: 174CM (5'8.5") HEIGHT MODEL, KATE: 179CM (5'10.5") HEIGHT MODEL.

Find your perfect fit. Meet Eve, Stella, and Kate. A classic work pant available in three body fits. Designed to fit and flatter your unique shape in all the right places!

**BS508L EVE**

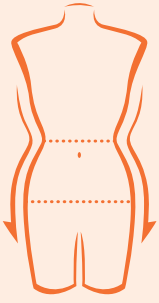
**BS506L STELLA**

**BS507L KATE**



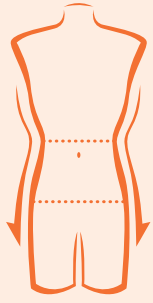
**EVE IS THE PERFECT PANT FOR YOU IF**

- You often find pants gaping at the waist
- You need more room through the seat and thigh
- You want a flattering cut for your hourglass or pear shape



**STELLA IS THE PERFECT PANT FOR YOU IF**

- You generally find most pants fit well in the hip and thigh
- You want your pant to fit neatly across the rear with some room through the leg
- Your waist to hip ratio is generally proportionate



**KATE IS THE PERFECT PANT FOR YOU IF**

- You find pants fit at the waist but are too loose at the hip
- You have a slimmer thigh
- You have a petite or slender build/frame


BS508L EVE	10	12	14	16	18
TO FIT WAIST (CM)	72	77	82	87	94
TO FIT HIP (CM)	101	106	111	116	123
	20	22	24	26	
TO FIT WAIST (CM)	99	104	109	114	
TO FIT HIP (CM)	128	133	138	143	

BS506L STELLA	8	10	12	14
TO FIT WAIST (CM)	66	71	76	81
TO FIT HIP (CM)	94	99	104	109
	16	18	20	
TO FIT WAIST (CM)	86	93	98	
TO FIT HIP (CM)	114	121	126	

BS507L KATE	4	6	8	10
TO FIT WAIST (CM)	57.5	60	65	70
TO FIT HIP (CM)	85	87.5	92.5	97.5
	12	14	16	
TO FIT WAIST (CM)	75	80	85	
TO FIT HIP (CM)	102.5	107.5	112.5	

**FABRIC** 4-Way Stretch 62% Polyester, 34% Viscose, 4% Elastane

**FEATURES** Stretch fabric for maximum comfort and minimal creasing • Midrise with a flattering wider waistband • Low profile front and back pockets • Classic straight leg shape



# AUDREY DRESS

*A perfect modern dress is every working woman's saviour - getting you ready in minutes! Beautiful squared off boat neck design with extended shoulder cap sleeve shift style dress.*



## BS730L WOMENS

**FABRIC** 4-Way Stretch 62% Polyester, 34% Viscose, 4% Elastane • Machine washable • Crease resistant • Easy-care

**FEATURES** Fully lined with stretch lining for comfort • Classic shift dress style with figure flattering angled seam detail • Reinforced centre back zip and skirt vent • Added 5cm hem allowance for longer alteration

BS730L WOMENS SEMI-FITTED FIT	4	6	8	10	12
TO FIT BUST (CM)	76	80	85	90	95
TO FIT HIP (CM)	85	89	94	99	104
	14	16	18	20	
TO FIT BUST (CM)	100	105	111	117	
TO FIT HIP (CM)	109	114	121	126	



BLACK



NAVY

\*AS SHOWN ON 179CM (5'10.5") HEIGHT MODEL



# LOREN SKIRT

BIZ SEPARATES

*A classic corporate appropriate knee length skirt made better with 4-way stretch fabric and lining. The Loren skirt has a modern streamlined silhouette and wide curved waistband that flatters without clinging.*



## BS734L WOMENS

**FABRIC** 4-Way Stretch 62% Polyester, 34% Viscose, 4% Elastane • Machine Washable, Crease Resistant, Easy Care Fabric

**FEATURES** Fully lined with stretch lining for superior comfort • Modern knee length style with belt loops • Reinforced centre back zip and skirt vent • Added 5cm hem allowance for longer alteration

BS734L WOMENS REGULAR FIT	4	6	8	10	12	14
TO FIT WAIST (CM)	58	62	67	72	77	82
TO FIT HIP (CM)	85	89	94	99	104	109
	<b>16</b>	<b>18</b>	<b>20</b>	<b>22</b>	<b>24</b>	<b>26</b>
TO FIT WAIST (CM)	87	94	99	104	109	114
TO FIT HIP (CM)	114	121	126	131	136	141



BLACK



NAVY

\*AS SHOWN ON 179CM (5'10.5") HEIGHT MODEL

# PARIS DRESS



\*AS SHOWN IN FRENCH BLUE: 179CM (5'10.5") HEIGHT MODEL, BLACK: 174CM (5'8.5") HEIGHT MODEL.

Meet the 5-minute dress. The Paris is a dream dress that's fuss free, super comfy and ultra-flattering - you'll be dressed and ready in minutes!

BIZ SEPARATES




**STYLE TIP** Coordinates with Biz Separates Range & Roma Knitwear P182

## BS911L WOMENS

**FABRIC** 62% Viscose, 34% Polyester, 4% Elastane Ponte Roma Knit • Machine washable • Crease resistant • Easy-care

**FEATURES** Soft knitted jersey fabric hugs and holds in all the right places • Pop-over style with side tie • Faux wrap front designed to flatter a variety of shapes



BS911L WOMENS SEMI-FITTED	XXS	XS	S	M	L	XL	2XL
TO FIT BUST (CM)	80-85	85-90	90-95	95-100	100-105	105-112	112-117
TO FIT WAIST (CM)	60-66	66-72	72-78	78-84	84-90	90-96	96-100
TO FIT HIP (CM)	88-94	94-100	100-106	106-112	112-118	118-124	124-130



# SIGNATURE STYLE

*Discover a new look uniform for the modern day. From everyday office attire to upscale urban outfits, Biz Separates provides the building blocks to master any business dress code.*

**Ryan wears:**

S912ML Regent Shirt in White  
BS722M Classic Jacket in Black  
BS29210 Classic Flat Pant in Black

**Annalise wears:**



S626LL Madison Shirt in Ivory  
BS506L Stella Perfect Pant in Black

**Claire wears:**

BS911L Paris Dress in Black

**Claire (left) wears:**

S627LN Madison Sleeveless in Ivory  
BS507L Kate Perfect Pant in Black

**FIND MORE  
INSPIRATION  
FROM OUR  
BIZ SEPARATES  
GUIDE ONLINE**

# CLASSIC JACKET

Tailored, versatile and seriously stylish. This machine washable 2-button business jacket is designed to complement our mens trousers making uniforming your staff a breeze.



## BS722M MENS

**FABRIC** 65% Polyester, 35% Viscose

- Machine washable
- Easy-care
- Mechanical stretch

**FEATURES** Contemporary 2-button tailored jacket with internal welt pocket

- Hidden internal lining zipper for embroidery access

BS722M MENS CLASSIC FIT	87	92	97	102	107	112
TO FIT CHEST (CM)	87	92	97	102	107	112
	117	122	127	132	137	142
TO FIT CHEST (CM)	117	122	127	132	137	142



BLACK



NAVY



\*AS SHOWN ON 185CM (6'1) HEIGHT MODEL

# CLASSIC SLIM PANT

BIZ SEPARATES

*A classic slim cut business pant that delivers a contemporary fit through the hip and thigh with a narrower leg. This mid-rise pant sits just below the natural waist at its most comfortable point.*



## BS720M MENS

**FABRIC** 65% Polyester, 35% Viscose

- Easy-care
- Mechanical Stretch

**FEATURES** Flat front • 2 Side pockets, 1 back welt pocket  
• Generous seams and 5cm hem allowance for longer length alteration

BS720M MENS TAILORED FIT	72R	77R	82R	87R
TO FIT WAIST (CM)	72	77	82	87
	92R	97R	102R	
TO FIT WAIST (CM)	92	97	102	



BLACK



NAVY

\*AS SHOWN ON 179CM (5'10.5") HEIGHT MODEL

# CLASSIC FLAT PANT

Simple and unfussy, our Classic flat front mens business pant has a streamlined appearance with straight leg that is always on-point.



## BS29210 MENS

**FABRIC** 65% Polyester, 35% Viscose

- Easy-care
- Mechanical Stretch

**FEATURES** Flat front • Front side pockets and 2 back hip pockets • Wider seams and 5cm hem allowance for easy alterations


BS29210 MENS REGULAR FIT	72R	77R	82R	87R	92R	97R
TO FIT WAIST (CM)	72	77	82	87	92	97
	<b>102R</b>	<b>107R</b>	<b>112R</b>	<b>117R</b>	<b>122R</b>	<b>127R</b>
TO FIT WAIST (CM)	102	107	112	117	122	127



BLACK



NAVY



CHARCOAL

\*AS SHOWN ON 185CM (6'1) HEIGHT MODEL



# CLASSIC PLEAT PANT

BIZ SEPARATES

*A modern take on a traditional pant, this simple, single pleat business pant allows extra freedom and room while maintaining a sleek professional appearance.*



## BS29110 MENS

**FABRIC** 65% Polyester, 35% Viscose  
• Easy-care • Mechanical Stretch

**FEATURES** Single pleat • Front side pockets and 2 back hip pockets  
• Wider seams and 5cm hem allowance for easy alterations

BS29110 MENS REGULAR FIT	72R	77R	82R	87R	92R	97R
TO FIT WAIST (CM)	72	77	82	87	92	97
	102R	107R	112R	117R	122R	127R
TO FIT WAIST (CM)	102	107	112	117	122	127



BLACK



NAVY



CHARCOAL

\*AS SHOWN ON 185CM (6'1) HEIGHT MODEL

# CLASSIC PANT

Smart and simple, our Classic flat front womens pant has a streamlined appearance with straight leg that is always on-point.



## BS29320 WOMENS

**FABRIC** 65% Polyester, 35% Viscose

- Easy-care
- Mechanical Stretch

**FEATURES** Slightly lower waist fit with straight leg

- Front welt pockets and single welt back hip pocket
- Wider seams
- 5cm Hem allowance for easy alterations

BS29320 WOMENS REGULAR FIT	6	8	10	12	14	16
TO FIT WAIST (CM)	62	67	72	77	82	87
TO FIT HIP (CM)	89	94	99	104	109	114
	<b>18</b>	<b>20</b>	<b>22</b>	<b>24</b>	<b>26</b>	
TO FIT WAIST (CM)	94	99	104	109	114	
TO FIT HIP (CM)	121	126	131	136	141	



BLACK



NAVY



CHARCOAL

\*AS SHOWN ON 174CM (5'8.5") HEIGHT MODEL

# CLASSIC SKIRT

BIZ SEPARATES

*A straight, knee length skirt that is elegant, versatile and an essential part of any career wardrobe. Exceptional fully lined quality, with concealed center back zip, and reinforced back stride split.*



## BS128LS WOMENS

**FABRIC** 65% Polyester, 35% Viscose

- Easy-care
- Mechanical Stretch

**FEATURES** Knee length • Single back inverted pleat - reinforced with modesty panel • Curved waistband • 2 L-Shaped front pockets • Wider seams and 5cm hem allowance for easy alterations

BS128LS WOMENS REGULAR FIT	6	8	10	12	14	16
TO FIT WAIST (CM)	62	67	72	77	82	87
TO FIT HIP (CM)	89	94	99	104	109	114
	<b>18</b>	<b>20</b>	<b>22</b>	<b>24</b>	<b>26</b>	
TO FIT WAIST (CM)	94	99	104	109	114	
TO FIT HIP (CM)	121	126	131	136	141	



BLACK



NAVY



CHARCOAL

\*AS SHOWN ON 179CM (5'10.5") HEIGHT MODEL

# CLASSIC SKIRT

A straight, sophisticated corporate skirt that falls below the knee for a streamlined professional appearance. Exceptional fully lined quality, with concealed center back zip, and reinforced back stride split.



## BS29323 WOMENS

**FABRIC** 65% Polyester, 35% Viscose • Easy-care • Mechanical Stretch

**FEATURES** Below knee length • Reinforced centre back split • Curved waistband • 2 Front welt pockets • Wider seams and 5cm hem allowance for easy alterations


BS29323 WOMENS REGULAR FIT	6	8	10	12	14	16
TO FIT WAIST (CM)	62	67	72	77	82	87
TO FIT HIP (CM)	89	94	99	104	109	114
	18	20	22	24	26	
TO FIT WAIST (CM)	94	99	104	109	114	
TO FIT HIP (CM)	121	126	131	136	141	



BLACK



NAVY



CHARCOAL

\*AS SHOWN ON 179CM (5'10.5") HEIGHT MODEL

# CLASSIC BELTS

Mens and Womens classic style belts.

## BB248M MENS STANDARD



**FABRIC** PU Contemporary Design Belt - cut to size

**FEATURES** Reversible buckle - belt can be worn Black or Brown side up  
 • Detachable buckle allows belt to be cut to perfect length

BB248M MENS	97	127
CUT TO FIT SIZES	72-97	102-127
BELT LENGTH (CM)	101	141

## BB10919 MENS CORPORATE



**FABRIC** PU Contemporary Design Belt - cut to size

**FEATURES** Silver satin finish buckle can be laser engraved with your logo • Reversible buckle - belt can be worn Black or Brown side up • Detachable buckle allows belt to be cut to perfect length

BB10919 MENS	97	127
CUT TO FIT SIZES	72-97	102-127
BELT LENGTH (CM)	116	146

## BB10929 WOMENS SLIMLINE



**FABRIC** PU Contemporary Design Belt

**FEATURES** Standard length  
 • Black leather look finish

BB10929 WOMENS	8	12	16
TO FIT SIZES	6-8	10-12	14-16
BELT LENGTH (CM)	88.5	98.5	108.5
	<b>20</b>	<b>24</b>	<b>28</b>
TO FIT SIZES	18-20	22-24	26-28
BELT LENGTH (CM)	118.5	128.5	138.5

## BB10920 WOMENS SEMI-PATENT



**FABRIC** PU Contemporary Design Belt

**FEATURES** Standard length  
 • Black semi patent finish

BB10920 WOMENS	8	12	16
TO FIT SIZES	6-8	10-12	14-16
BELT LENGTH (CM)	90.5	100.5	110.5
	<b>20</b>	<b>24</b>	<b>28</b>
TO FIT SIZES	18-20	22-24	26-28
BELT LENGTH (CM)	122.5	132.5	142.5

# LAWSON CHINO

Our best selling Lawson Chino is the professional solution to casual workplace dressing. Mid-rise, with a full length slim leg that can be rolled up for urban contemporary look.



## BS724L WOMENS

**FABRIC** 98% Cotton, 2% Elastane  
• 250 GSM

**FEATURES** Garment washed for a soft lived-in feel • Comfortable modern mid-rise fit • 2 Flat front with tapered leg • 2 Side angled pockets, 2 back welt pockets

BS724L WOMENS TAILORED FIT	6	8	10	12	14	16
TO FIT WAIST (CM)	62	67	72	77	82	87
TO FIT HIP (CM)	89	94	99	104	109	114
	18	20	22	24	26	
TO FIT WAIST (CM)	94	99	104	109	114	
TO FIT HIP (CM)	121	126	131	136	141	



\*AS SHOWN ON 171CM (5'7.5") HEIGHT MODEL

# LAWSON CHINO

BIZ SEPARATES

Contemporary stretch cotton casual pant.



## BS724M MENS

**FABRIC** 98% Cotton, 2% Elastane  
• 250 GSM

**FEATURES** Garment washed for a soft lived-in feel • Comfortable modern mid-rise fit • Flat front with tapered leg • 2 Side angled pockets, 2 back welt pockets

BS724M MENS TAILORED FIT	72R	77R	82R	87R	92R	97R
TO FIT WAIST (CM)	72	77	82	87	92	97

	102R	107R	112R	117R	122R	127R
TO FIT WAIST (CM)	102	107	112	117	122	127



BLACK

NAVY

DARK STONE

GREY



\*AS SHOWN ON 185CM (6'1) HEIGHT MODEL

# LAWSON SHORT

A versatile chino short that can be dressed up with a polo or kept street smart with a tee. Great for warmer climates.



## BS021L WOMENS

**FABRIC** 98% Cotton, 2% Elastane  
• 250 GSM

**FEATURES** Garment washed for a soft, lived-in feel  
• Comfortable modern mid-rise fit  
• Above knee length  
• Flat front with 2 side pockets and two back welt pockets

BS021L WOMENS TAILORED FIT	6	8	10	12	14	16
TO FIT WAIST (CM)	62	67	72	77	82	87
TO FIT HIP (CM)	89	94	99	104	109	114
	18	20	22	24	26	
TO FIT WAIST (CM)	94	99	104	109	114	
TO FIT HIP (CM)	121	126	131	136	141	



BLACK

NAVY

DARK STONE

GREY



\*AS SHOWN ON 171CM (5'7.5") HEIGHT MODEL



# LAWSON SHORT

BIZ SEPARATES

*A versatile chino short that can be dressed up with a polo or kept street smart with a tee. Great for warmer climates.*



## BS021M MENS

**FABRIC** 98% Cotton, 2% Elastane  
• 250 GSM

**FEATURES** Garment washed for a soft lived-in feel • Comfortable modern mid-rise fit • Flat front • 2 Side angled pockets, 2 back welt pockets

BS021M MENS TAILORED FIT	72R	77R	82R	87R	92R	97R
TO FIT WAIST (CM)	72	77	82	87	92	97
	102R	107R	112R	117R	122R	127R
TO FIT WAIST (CM)	102	107	112	117	122	127




BLACK



NAVY



DARK STONE



GREY



\*AS SHOWN ON 185CM (6'1) HEIGHT MODEL

# LAWSON SKIRT

A versatile, above knee, chino skirt that can be dressed up with a collared shirt or kept simple with a tee.



## BS022L WOMENS

**FABRIC** 98% Cotton, 2% Elastane  
• 250 GSM

**FEATURES** Garment washed for a soft lived-in feel • Curved waistband with 2 side pockets, 2 back pockets • Above knee length, slightly A-line with back vent

BS022L WOMENS REGULAR FIT	6	8	10	12	14	16
TO FIT WAIST (CM)	62	67	72	77	82	87
TO FIT HIP (CM)	89	94	99	104	109	114
	18	20	22	24	26	
TO FIT WAIST (CM)	94	99	104	109	114	
TO FIT HIP (CM)	121	126	131	136	141	



BLACK

NAVY

DARK STONE

GREY



\*AS SHOWN ON 172CM (5'7.5") HEIGHT MODEL

# BARLOW PANT

BIZ SEPARATES

*Designed for a those seeking a more sophisticated relaxed uniform with an on trend jacquard pattern.*




**BS915M** MENS  
**BS915L** WOMENS

**FABRIC** 98% Cotton, 2% Elastane • Jacquard weave with stretch for added comfort • 215 GSM

**FEATURES** Mid-rise fit caters to majority of body types • Flat front with tapered leg • 2 Side angled pockets • 5cm Hem allowance for alteration

BS915M MENS TAILORED FIT	72R	77R	82R	87R	92R	97R	102R	107R	112R	117R	122R	127R
TO FIT WAIST (CM)	72	77	82	87	92	97	102	107	112	117	122	127
BS915L WOMENS TAILORED FIT	6	8	10	12	14	16	18	20	22	24		
TO FIT WAIST (CM)	62	67	72	77	82	87	94	99	104	109		
TO FIT HIP (CM)	89	94	99	104	109	114	121	126	131	136		



\*AS SHOWN ON 185CM (6'1) HEIGHT MALE MODEL, 172CM (5'7.5") HEIGHT FEMALE MODEL

# DELTA DRESS



\*AS SHOWN ON 172CM (5'7.5") HEIGHT MODEL. NATURAL SHADE  
VARIANCE MAY OCCUR BETWEEN GARMENTS DUE TO STONEWASH

We've amped up the design features in our Delta denim dress. Style it sporty with sneakers or smart with ballet flats, this style will effortlessly bridge the gap between smart and casual.




**STYLE TIP** Coordinates with Womens Indie Shirt P86

**BS020L WOMENS**

**FABRIC** 100% Cotton • 160 GSM

**FEATURES** Easy-to-wear, softly stonewashed denim • Button-through dress with attached waist tie for personalized shape definition • Flattering full skirt with practical deep side pockets • Drop-tail hemline finishes above the knee at the front with coverage at the back • Can be worn tied at the waist or at the back for a loose overshirt look

BS020L WOMENS EASY FIT	6	8	10	12	14	16	18	20
TO FIT BUST (CM)	80	85	90	95	100	105	111	117
TO FIT HIP (CM)	89	94	99	104	109	114	121	126



DARK BLUE





# ELEVATE THE EVERYDAY

*Relax and refine your workplace style.  
These versatile pieces effortlessly bridge  
the gap between smart and casual.*



**Tahnee (top left) wears:**

S017LL Indie Shirt in Blue  
BS022L Lawson Chino Skirt in Navy

**DJ (bottom left) wears:**

T800MS Aero Tee in Silver  
WP131ML Origin Pullover in Charcoal  
BS915M Barlow Pant in Navy

**Tahnee (bottom left) wears:**

P815LS Aero Polo in Silver  
BS915L Barlow Pant in Navy

**DJ (opposite page) wears:**

S017ML Indie Shirt in Blue  
BS724M Lawson Chino in Navy

**Claire (opposite page) wears:**

S017LS Indie Shirt in Dark Blue  
BS915L Barlow Pant in Grey

**Tahnee (opposite page) wears:**

BS020L Delta Dress in Dark Blue

# DETROIT PANT



\*AS SHOWN ON 185CM (6'1) HEIGHT MALE MODEL, 172CM (5'7.5") HEIGHT FEMALE MODEL



A great value, hardwearing work pant with BIZ FLEXI-BAND™ waist. Durable Poly Viscose fabric with added Dupont™ Teflon® stain release treatment for garment longevity wash after wash.

BIZ SEPARATES



**STYLE TIP** Coordinates with Womens Detroit Pant P178

**BS10110R** MENS REGULAR  
**BS10110S** MENS STOUT

**FABRIC** 65% Polyester, 35% Viscose • Teflon® Stain Resistance  
 • Durable and easy-care

**FEATURES** Single pleat front with side pockets • 2 Rear pockets  
 • BIZ FLEXI-BAND™ - allows the waistband to flex for the perfect fit



BS10110R MENS EASY FIT RG	72R	77R	82R	87R	92R	97R	102R		
TO FIT WAIST (CM)	72	77	82	87	92	97	102		
BS10110S MENS EASY FIT ST	92S	97S	102S	107S	112S	117S	122S	127S	132S
TO FIT WAIST (CM)	92	97	102	107	112	117	122	127	132

# DETROIT SHORT

A great value, hardwearing and functional work short with cargo pockets and exclusive BIZ FLEXI-BAND™ waist.




**BS10112R** MENS REGULAR  
**BS1012S** MENS STOUT

**FABRIC** 65% Polyester, 35% Viscose • Teflon® Stain Resistance • Durable and easy-care

**FEATURES** Flat front with side pockets, 2 rear pockets, 1 side cargo pocket and 1 side welt pocket • BIZ FLEXI-BAND™ - allows the waistband to flex for the perfect fit

<b>BS10112R MENS EASY FIT RG</b>	<b>72R</b>	<b>77R</b>	<b>82R</b>	<b>87R</b>	<b>92R</b>	<b>97R</b>	<b>102R</b>
TO FIT WAIST (CM)	72	77	82	87	92	97	102
<b>BS10112S MENS EASY FIT ST</b>	<b>87S</b>	<b>92S</b>	<b>97S</b>	<b>102S</b>	<b>107S</b>	<b>112S</b>	<b>117S</b>
TO FIT WAIST (CM)	87	92	97	102	107	112	117
	<b>122S</b>	<b>127S</b>	<b>132S</b>	<b>137S</b>			
TO FIT WAIST (CM)	122	127	132	137			



BLACK

NAVY

\*AS SHOWN ON 187CM (6'1.5") HEIGHT MODEL

# DETROIT SHORT

BIZ SEPARATES

A great value, flattering above knee cargo short with a regular, mid-rise shape.



## BS10322 WOMENS

**FABRIC** 65% Polyester, 35% Viscose • Teflon® Stain Resistance • Durable and easy-care

**FEATURES** Slightly lower waist fit • Side pockets, 2 rear pockets and single side leg welt pocket with tab • BIZ FLEXI-BAND™ - features in PLUS SIZES only

BS10322 WOMENS REGULAR FIT	4	6	8	10	12	14	16
TO FIT WAIST (CM)	58	62	67	72	77	82	87
TO FIT HIP (CM)	85	89	94	99	104	109	114
BS10322 WOMENS PLUS SIZES	18	20	22	24	26	28	
TO FIT WAIST (CM)	94	99	104	109	114	119	
TO FIT HIP (CM)	121	126	131	136	141	147	



BLACK



NAVY

\*AS SHOWN ON 179CM (5'10.5") HEIGHT MODEL

# DETROIT PANT

A great value, hardwearing and functional work pant with exclusive BIZ FLEXI-BAND™ waist.



## BS610L WOMENS


**FABRIC** 65% Polyester, 35% Viscose  
 • Teflon® Stain Resistance • Durable and easy-care

**FEATURES** Unique BIZ FLEXI-BAND™ feature maximises waist comfort and fit • Flat front with 2 angled pockets • Generous 5cm hem allowance for longer length alteration

BS610L WOMEN REGULAR FIT	4	6	8	10	12	14	16
TO FIT WAIST (CM)	58	62	67	72	77	82	87
TO FIT HIP (CM)	85	89	94	99	104	109	114
BS610L WOMEN PLUS SIZES	18	20	22	24	26	28	30
TO FIT WAIST (CM)	94	99	104	109	114	119	124
TO FIT HIP (CM)	121	126	131	136	141	147	151



BLACK



NAVY

\*AS SHOWN ON 179CM (5'10.5") HEIGHT MODEL

# DETROIT SKIRT

BIZ SEPARATES

A great value, flattering knee length functional work skirt with pockets and belt loops.



## BS612S WOMENS

**FABRIC** 65% Polyester, 35% Viscose  
• Teflon® Stain Resistance • Durable and easy-care

**FEATURES** Unique BIZ FLEXI-BAND™ feature maximises waist comfort and fit  
• Kick pleat back hem feature, 2 front utility pockets • Generous 5cm hem allowance for longer length alteration  
• Fully lined with stretch lining

BS612S WOMENS REGULAR FIT	4	6	8	10	12	14	16
TO FIT WAIST (CM)	58	62	67	72	77	82	87
TO FIT HIP (CM)	85	89	94	99	104	109	114
BS612S WOMENS PLUS SIZES	18	20	22	24	26		
TO FIT WAIST (CM)	94	99	104	109	114		
TO FIT HIP (CM)	121	126	131	136	141		



BLACK



NAVY



\*AS SHOWN ON 179CM (5'10.5") HEIGHT MODEL