

SHIRTS



MASON SHIRT

NEW



A modern business shirt crafted in a stretch cotton cloth with an easy-iron treatment and silk-protein finish for added softness against the skin.

S334ML MENS LS CLASSIC



Our classic fit is cut for a relaxed look that's sharp yet comfortable. It has extra room in the chest, arms and waist that is ideal for most body types.

S335ML MENS LS TAILORED



Cut for a look that's lean yet comfortable, our tailored fit shirt is contoured through the torso with a neat shoulder and slim cut arms. Ideal for slim and athletic body types.

S334LT WOMENS 3/4 SEMI-FITTED



Designed to follow a curved shape with a comfortable not too tight, not too loose fit to suit majority of body types. A practical longer length for added coverage during movement.


S334ML MENS	S	M	L	XL
GARMENT ½ CHEST (CM)	54.5	57	59.5	63.5
TO FIT NECK (CM)	38	40	42	44
	2XL	3XL	4XL	5XL
GARMENT ½ CHEST (CM)	67.5	71.5	75.5	79.5
TO FIT NECK (CM)	46	48	50	52

S335ML MENS	XS	S	M	L
GARMENT ½ CHEST (CM)	49.5	52	54.5	57
TO FIT NECK (CM)	36	38	40	42
	XL	2XL	3XL	
GARMENT ½ CHEST (CM)	61	65	69	
TO FIT NECK (CM)	44	46	48	

S334LT WOMENS	6	8	10	12	14
GARMENT ½ CHEST (CM)	46	48.5	51	53.5	56
	16	18	20	22	24
GARMENT ½ CHEST (CM)	58.5	62	64.5	67	69.5

FABRIC 72% Cotton, 25% Polyester, 3% Elastane • Cotton-rich stretch
• Silk-protein finish

FEATURES Stretch cotton with wrinkle resistant treatment for easy-care comfort • Mens style available in Classic or Tailored fit • Womens semi-fitted style is gently shaped • Longer length for added coverage when moving • Mens Tailored fit style includes loose pocket



SLATE

WHITE

CONRAN SHIRT

NEW

S336ML MENS LS CLASSIC



S337ML MENS LS TAILORED



S336LT WOMENS 3/4 SEMI-FITTED



Our classic fit is cut for a relaxed look that's sharp yet comfortable. It has extra room in the chest, arms and waist that is ideal for most body types.

Cut for a look that's lean yet comfortable, our tailored fit shirt is contoured through the torso with a neat shoulder and slim cut arms. Ideal for slim and athletic body types.

Designed to follow a curved shape with a comfortable not too tight, not too loose fit to suit majority of body types. A practical longer length for added coverage during movement.


S336ML MENS	S	M	L	XL
GARMENT ½ CHEST (CM)	54.5	57	59.5	63.5
TO FIT NECK (CM)	38	40	42	44
	2XL	3XL	4XL	5XL
GARMENT ½ CHEST (CM)	67.5	71.5	75.5	79.5
TO FIT NECK (CM)	46	48	50	52

S337ML MENS	XS	S	M	L
GARMENT ½ CHEST (CM)	49.5	52	54.5	57
TO FIT NECK (CM)	36	38	40	42
	XL	2XL	3XL	
GARMENT ½ CHEST (CM)	61	65	69	
TO FIT NECK (CM)	44	46	48	

S336LT WOMENS	6	8	10	12	14
GARMENT ½ CHEST (CM)	46	48.5	51	53.5	56
	16	18	20	22	24
GARMENT ½ CHEST (CM)	58.5	62	64.5	67	69.5

FABRIC 72% Cotton, 25% Polyester, 3% Elastane • Cotton-rich stretch • Silk-protein finish

FEATURES Stretch cotton with wrinkle resistant treatment for easy-care comfort • Yarn-dyed signature Bengal stripe pattern • Mens style available in Classic or Tailored fit • Womens semi-fitted style is gently shaped • Longer length for added coverage when moving • Mens Tailored fit style includes loose pocket



FRENCH BLUE/
WHITE



SLATE/
WHITE

A classic Bengal stripe business shirt is always on point due to its ability to be both informal and formal. Yarn-dyed stretch cotton delivers comfort and confidence to perform at your best.

SHIRTS



BRISTOL SHIRT

NEW



Versatile and sophisticated, the Bristol check shirt is a wardrobe staple for any business attire. Yarn-dyed, easy-iron stretch cotton cloth with a silk-protein finish for all day comfort.

S338ML MENS
LS CLASSIC



Our classic fit is cut for a relaxed look that's sharp yet comfortable. It has extra room in the chest, arms and waist that is ideal for most body types.

S339ML MENS LS
TAILORED



Cut for a look that's lean yet comfortable, our tailored fit shirt is contoured through the torso with a neat shoulder and slim cut arms. Ideal for slim and athletic body types.

S338LT WOMENS
3/4 SEMI-FITTED



Designed to follow a curved shape with a comfortable not too tight, not too loose fit to suit majority of body types. A practical longer length for added coverage during movement.

S338ML MENS	S	M	L	XL
GARMENT ½ CHEST (CM)	54.5	57	59.5	63.5
TO FIT NECK (CM)	38	40	42	44
	2XL	3XL	4XL	5XL
GARMENT ½ CHEST (CM)	67.5	71.5	75.5	79.5
TO FIT NECK (CM)	46	48	50	52

S339ML MENS	XS	S	M	L
GARMENT ½ CHEST (CM)	49.5	52	54.5	57
TO FIT NECK (CM)	36	38	40	42
	XL	2XL	3XL	
GARMENT ½ CHEST (CM)	61	65	69	
TO FIT NECK (CM)	44	46	48	

S338LT WOMENS	6	8	10	12	14
GARMENT ½ CHEST (CM)	46	48.5	51	53.5	56
	16	18	20	22	24
GARMENT ½ CHEST (CM)	58.5	62	64.5	67	69.5

FABRIC 72% Cotton, 25% Polyester, 3% Elastane
 • Cotton-rich stretch

FEATURES Stretch cotton with wrinkle resistant treatment for easy-care comfort • Yarn-dyed classic grid check pattern compliments your logo • Mens style available in Classic or Tailored fit • Womens semi-fitted style is gently shaped • Longer length for added coverage when moving • Mens Tailored fit style includes loose pocket



WHITE/
NAVY

MEMPHIS SHIRT



STYLE TIP Coordinates with City Polo P30

S127ML MENS LS
S127LL WOMENS LS

FABRIC 60% Cotton, 40% Polyester • Pre-shrunk Plain Oxford weave

FEATURES Garment washed for added softness and easy minimal ironing
 • Mens style features modern button-down collar, back box pleat and adjustable cuff, includes loose pocket
 • Womens style features semi-fitted silhouette, with shirt tail hem and back box pleat
 • Can be worn tucked in or out

S127ML MENS CLASSIC FIT	XS	S	M	L	XL	2XL	3XL	4XL	5XL
GARMENT ½ CHEST (CM)	52	54.5	57	59.5	63.5	67.5	71.5	75.5	79.5
TO FIT NECK (CM)	36	38	40	42	44	46	48	50	52

S127LL WOMENS SEMI-FITTED	6	8	10	12	14	16	18	20	22	24	26
GARMENT ½ CHEST (CM)	46	48.5	51	53.5	56	58.5	62	64.5	67	69.5	72



Garment washed for soft cotton comfort, this shirt has a relaxed 'goes-with-everything' vibe. Effortless and easy-care, the pre-shrunk oxford weave fabric resists creasing and requires minimal ironing.



INDIE SHIRT



*NATURAL SHADE VARIANCE MAY OCCUR BETWEEN GARMENTS DUE TO STONEWASH

A classic denim shirt is a wardrobe staple that delivers the perfect casual lived-in look. 100% Cotton denim is breathable, durable and has been gently stonewashed for softness and comfort.



- S017ML** MENS LS
- S017MS** MENS SS
- S017LL** WOMENS LS
- S017LS** WOMENS SS

FABRIC 100% Cotton • 160 GSM • UPF 50+

FEATURES Easy-to-wear, softly stonewashed denim
 • Modern button-down collar, chest pocket and metal look buttons
 • Matching top-stitching details for durability and sleek appearance
 • Can be worn tucked in or out



BLUE DARK BLUE BLACK

S017ML, S017MS MENS CLASSIC FIT	XS	S	M	L	XL	2XL	3XL	
GARMENT ½ CHEST (CM)	52	54.5	57	59.5	63.5	67.5	71.5	
TO FIT NECK (CM)	36	38	40	42	44	46	48	
S017LL, S017LS WOMENS SEMI-FITTED	6	8	10	12	14	16	18	20
GARMENT ½ CHEST (CM)	46	48.5	51	53.5	56	58.5	62	64.5

CAMDEN SHIRT



STYLE TIP Coordinates with Womens Camden Shirt P90




S016ML MENS LS
S016MS MENS SS


FABRIC 97% Cotton, 3% Elastane • Stretch Oxford Weave • Easy-care

FEATURES Modern button-down collar and adjustable cuff • No chest pocket, a loose pocket piece is included • Designed to be worn comfortably loose

S016ML, S016MS MENS CLASSIC FIT	XS	S	M	L	XL	2XL	3XL	4XL	5XL
GARMENT ½ CHEST (CM)	52	54.5	57	59.5	63.5	67.5	71.5	75.5	79.5
TO FIT NECK (CM)	36	38	40	42	44	46	48	50	52



BLUE



WHITE



BLACK

A timeless, contemporary fine cotton oxford weave shirt made with stretch elastane for exceptional wearability.

SHIRTS



CAMDEN SHIRT



A timeless shirt with long loose silhouette that uplifts your uniform with an inspired, contemporary look. Designed to be worn out, this style skims over the torso and allows freedom to move.



STYLE TIP Coordinates with Mens Camden Shirt P88

S016LL WOMENS LS
S016LS WOMENS SS

FABRIC 97% Cotton, 3% Elastane • Stretch Oxford Weave • Easy-care

FEATURES Contemporary easy-fitting silhouette, longline with scooped hem and extended tail • Designed to be worn comfortably loose



S016LL, S016LS WOMENS EASY FIT	6	8	10	12	14	16	18	20	22	24	26
GARMENT ½ CHEST (CM)	48	50.5	53	55.5	58	60.5	64	66.5	69	71.5	74

LILY HI-LO BLOUSE



STYLE TIP Coordinates with Womens Camden Shirt P90


S014LL WOMENS LS HI-LO

FABRIC 100% Mechanical Stretch Polyester • Easy-care

FEATURES Soft petal-shaped lapel at the neckline

- Loose-fitting silhouette with extended back tail length
- Designed to be worn un-tucked • No button pop-over style with cross-over envelope front feature

S014LL WOMENS EASY FIT	6	8	10	12	14	16	18	20	22	24	26
GARMENT ½ CHEST (CM)	46	48.5	51	53.5	56	58.5	62	64.5	67	69.5	72



Designed with a tucked enveloped front, this elegant pop-over blouse is a dream to wear. Easy and effortless, this unique silhouette floats over the mid-section and flatters the tummy area.

SHIRTS



LILY BLOUSE



A soft and fluid blouse that evokes an effortless elegance and a new uniform aesthetic for longer, more forgiving, voluminous silhouettes. Designed to be worn out for ease in freedom of movement.




S015LT WOMENS 3/4 LONGLINE
S013LS WOMENS SS

FABRIC 100% Mechanical Stretch Polyester • Easy-care

FEATURES Soft petal-shaped lapel at the neckline

- Loose-fitting silhouette with extended back tail length
- Designed to be worn un-tucked • Longline Blouse features inverted back pleat for ease and flow • Short Sleeve Blouse features workplace appropriate extended shoulder, perfect for warmer climates



S013LS WOMENS EASY FIT	6	8	10	12	14	16	18	20	22	24	26
GARMENT ½ CHEST (CM)	46	48.5	51	53.5	56	58.5	62	64.5	67	69.5	72
S015LT WOMENS EASY FIT	6	8	10	12	14	16	18	20	22	24	26
GARMENT ½ CHEST (CM)	48	50.5	53	55.5	58	60.5	64	66.5	69	71.5	74

MADISON SHIRT

No other piece is as versatile as the Madison shirt. Wear it sleeves down and tucked in for a streamlined office look, or roll-up the sleeves and wear loosely out for a contemporary casual style.



S626LL WOMENS LS

FABRIC 100% Polyester • Mechanical stretch • Wrinkle resistant

FEATURES Finely stitched detailing • Longer length can be worn tucked in or out loosely with flattering drape • Shaped through the torso for a streamlined silhouette • Roll-up sleeve tab function • Built in action-back pleat for all day comfort



S626LL WOMENS SEMI-FITTED	6	8	10	12	14	16	18	20	22	24	26
GARMENT ½ CHEST (CM)	45.5	48	50.5	53	55.5	58	60.5	63	65.5	68	70.5

MADISON BOATNECK

An elegant boatneck blouse adds a touch of minimalist chic to your fashionable uniform. A longer length with a stylish shirt-tail hem and functional roll-up sleeves are a practical feature for the working woman.



S828LL WOMENS BOATNECK

FABRIC 100% Polyester • Mechanical stretch • Wrinkle resistant

FEATURES Finely stitched detailing • Longer length can be worn tucked in or out loosely with flattering drape • Shaped through the torso for a streamlined silhouette • Roll-up sleeve tab function



S828LL WOMENS SEMI-FITTED	6	8	10	12	14	16	18	20	22	24	26
GARMENT ½ CHEST (CM)	47	49.5	52	54.5	57	59.5	62	64.5	67	69.5	72

MADISON SHORT SLEEVE

Our elegant Madison short sleeve blouse is big on features and low on maintenance. Incorporating a secret button to prevent gaping, a built in action back pleat and functional, easy-care fabric. It's the perfect choice for practical, everyday comfort.



S628LS WOMENS SS

FABRIC 100% Polyester • Mechanical stretch • Wrinkle resistant

FEATURES Finely stitched detailing • Longer length can be worn tucked in or out loosely with flattering drape • Shaped through the torso for a streamlined silhouette • Built in action-back pleat for all day comfort • Shawl collar necklines



S628LS WOMENS SEMI-FITTED	6	8	10	12	14	16	18	20	22	24	26
GARMENT ½ CHEST (CM)	45.5	48	50.5	53	55.5	58	60.5	63	65.5	68	70.5

MADISON SLEEVELESS

SHIRTS

Easy-care elegance, our Madison sleeveless blouse has a clean, shawl collar neckline and concealed buttons, creating a beautiful understated silhouette. Perfect for warmer climates or for layering under a jacket.



S627LN WOMENS SLEEVELESS

FABRIC 100% Polyester • Mechanical stretch • Wrinkle resistant

FEATURES Finely stitched detailing • Longer length can be worn tucked in or out loosely with flattering drape • Shaped through the torso for a streamlined silhouette • Shawl collar necklines



S627LN WOMENS SEMI-FITTED	6	8	10	12	14	16	18	20
GARMENT ½ CHEST (CM)	45.5	48	50.5	53	55.5	58	60.5	63

MIA TOP


Femininity at its most modern. Beautiful pleat fold detail, slightly offset to allow space for a company logo. Made from a soft jersey knit that is lightweight, easy-care, and flatters without clinging.



K624LS WOMENS

FABRIC 95% Polyester, 5% Elastane Jersey Knit
 • Easy-care • Soft flowing, flatters without clinging

FEATURES Pleat fold neck detail is slightly offset to allow space for company logo • Looser fitting style that skims over the tummy • Can be worn tucked in or out



K624LS WOMENS SEMI-FITTED	6	8	10	12	14	16	18	20	22	24	26
GARMENT ½ CHEST (CM)	43	45.5	48	50.5	53	55.5	58	60.5	63	65.5	68

AVA TOP

A sophisticated classic, the Ava top will compliment any career wardrobe. The luxurious jersey knit and softly draped neckline creates an elegant, effortlessly styled professional appearance.




K625LS WOMENS

FABRIC 95% Polyester, 5% Elastane Jersey Knit

- Easy-care
- Soft flowing luxurious feel

FEATURES Gently draped neckline creates an elegant appearance

- Shaped through the torso for a flattering silhouette
- Can be worn tucked in or out



K625LS WOMENS SEMI-FITTED	6	8	10	12	14	16	18	20	22	24	26
GARMENT ½ CHEST (CM)	43	45.5	48	50.5	53	55.5	59	61.5	64	66.5	69

LANA TOP


Fashionably versatile, this knit top is a perfect timesaver for the modern working woman. The neat pleat fold neck detail adds a fashionable element to an otherwise classic t-shirt silhouette.



K819LT WOMENS 3/4
K819LS WOMENS SS

FABRIC 95% Polyester, 5% Elastane Jersey Knit
 • Easy-care


FEATURES Soft flowing, fashionable pleat fold V-neck detail • Dressed up classic T-shirt style that flatters your shape without clinging • Can be worn tucked in or out



K819LT WOMENS SEMI-FITTED	6	8	10	12	14	16	18	20	22	24	26
GARMENT ½ CHEST (CM)	43	45.5	48	50.5	53	55.5	58	60.5	63	65.5	68
K819LS WOMENS SEMI-FITTED	6	8	10	12	14	16	18	20	22	24	26
GARMENT ½ CHEST (CM)	43	45.5	48	50.5	53	55.5	58	60.5	63	65.5	68

CHIC TOP


Versatile, t-shirt style with soft gathers at neckline.
Perfect on its own or layered under jackets.



K315LS WOMENS

FABRIC 100% Polyester Interlock Knit • Easy-care

FEATURES Soft gathers at neckline • Versatile style with straight hem - wear tucked in or out • Comfortable stretch knit





K315LS WOMENS SEMI-FITTED	6	8	10	12	14	16	18	20	22	24	26
GARMENT ½ CHEST (CM)	44	46	48	50	52	54	56	58	60	62	64

REGENT SHIRT



We've redefined the classic 100% cotton business shirt with a neatly finished collar, subtle herringbone weave and streamlined details that gives a modern look to this easy-care uniform staple.



S912ML MENS LS
S912LL WOMENS LS
S912LT WOMENS 3/4

FABRIC 100% Premium Cotton • Yarn-dyed subtle Herringbone • Wrinkle resistant

FEATURES Mens style features modern collar, chest pocket, twin back pleats
 • Mens features adjustable cuff • Womens style features bust darts, waist shaping and neatly finished placket • Can be worn tucked in or out

S912ML MENS CLASSIC FIT	XS	S	M	L	XL	2XL	3XL	4XL	5XL	
GARMENT ½ CHEST (CM)	50.5	53	55.5	58	60.5	63	67	71	75	
TO FIT NECK (CM)	36	38	40	42	44	46	48	50	52	
S912LL, S912LT WOMENS SEMI-FITTED	6	8	10	12	14	16	18	20	22	24
GARMENT ½ CHEST (CM)	46	48.5	51	53.5	56	58.5	62	64.5	67	69.5



REGENT SHIRT



S912MS MENS SS
S912LS WOMENS SS

FABRIC 100% Premium Cotton • Yarn-dyed subtle Herringbone • Wrinkle resistant

FEATURES Mens style features modern collar, chest pocket, twin back pleats • Womens style features bust darts, waist shaping and neatly finished placket • Can be worn tucked in or out

S912MS MENS CLASSIC FIT	XS	S	M	L	XL	2XL	3XL	4XL	5XL	
GARMENT ½ CHEST (CM)	50.5	53	55.5	58	60.5	63	67	71	75	
TO FIT NECK (CM)	36	38	40	42	44	46	48	50	52	
S912LS WOMENS SEMI-FITTED	6	8	10	12	14	16	18	20	22	24
GARMENT ½ CHEST (CM)	46	48.5	51	53.5	56	58.5	62	64.5	67	69.5



WHITE

BLUE

We've redefined the classic 100% cotton business shirt with a neatly finished collar, subtle herringbone weave and streamlined details that gives a modern look to this easy-care uniform staple.

SHIRTS



LUXE SHIRT



Beautiful and sophisticated, this 100% cotton classic business shirt has a quality herringbone weave cloth and an advanced wrinkle resistant treatment for easy ironing.




S10210 MENS LS
S118LL WOMENS LS
S10221 WOMENS 3/4


FABRIC 100% Cotton • Mini Herringbone • Easy-iron, wrinkle resistant treated fabric

FEATURES Mens style features alternative cuff openings for cuff links • Twin back shoulder pleats • Womens style features cuff detail with buttons, waist and bust darts

S10210 MENS CLASSIC FIT	S	M	L	XL	2XL	3XL	4XL	5XL		
GARMENT ½ CHEST (CM)	55	57	59	63	66	70	74	78		
TO FIT NECK (CM)	38	40	42	44	46	48	50	52		
S118LL, S10221 WOMENS SEMI-FITTED	6	8	10	12	14	16	18	20	22	24
GARMENT ½ CHEST (CM)	46	48.5	51	53.5	56	58.5	61	63.5	66	68.5




BLUE



WHITE

JAGGER SHIRT



- S910ML** MENS LS
- S910MS** MENS SS
- S910LT** WOMENS 3/4
- S910LS** WOMENS SS

FABRIC 60% Cotton, 40% Polyester • Yarn-dyed Micro Houndstooth
 • Easy-care, advanced performance fabric finish for better wrinkle resistance

FEATURES Mens style features modern collar, chest pocket, twin back pleats and adjustable cuff on Long Sleeve • Womens style features bust darts, waist shaping and neatly finished placket • Can be worn tucked in or out

S910ML, S910MS MENS CLASSIC FIT	XS	S	M	L	XL	2XL	3XL	4XL	5XL	
GARMENT ½ CHEST (CM)	50.5	53	55.5	58	60.5	63	67	71	75	
TO FIT NECK (CM)	36	38	40	42	44	46	48	50	52	
S910LT, S910LS WOMENS SEMI-FITTED	6	8	10	12	14	16	18	20	22	24
GARMENT ½ CHEST (CM)	46	48.5	51	53.5	56	58.5	62	64.5	67	69.5



SILVER



FRENCH BLUE

Cut from a cotton-rich cloth, this sophisticated mini-houndstooth pattern is a step up in workplace style.


SHIRTS



MONACO SHIRT



Taking its cue from European shirt trends for design details, the Monaco provides extra flair to a classic all-rounder shirt. Made with stretch cotton blend fabric, this is our most versatile shirt yet.



STYLE TIP Coordinates with Biz Separates P142


S770ML MENS LS
S770LL WOMENS LS

FABRIC 68% Cotton, 28% Polyester, 4% Elastane • Built in stretch • UPF 30+

FEATURES Mens style features modern collar, chest pocket, twin back pleats and adjustable cuff, curved hem – can be worn in or out • Womens style features french style Y-neckline and turn up cuff design, with waist and bust darts, longer length with curved hem – can be worn in or out

S770ML MENS CLASSIC FIT	XS	S	M	L	XL	2XL	3XL	4XL	5XL		
GARMENT ½ CHEST (CM)	52.5	55	57.5	60	63	66	70	74	78		
TO FIT NECK (CM)	36	38	40	42	44	46	48	50	52		
S770LL WOMENS SEMI-FITTED	6	8	10	12	14	16	18	20	22	24	26
GARMENT ½ CHEST (CM)	45.5	48	50.5	53	55.5	58	61.5	64	66.5	69	71.5


MONACO SHIRT



S770MS MENS SS
S770LT WOMENS 3/4
S770LS WOMENS SS

FABRIC 68% Cotton, 28% Polyester, 4% Elastane • Built in stretch • UPF 30+

FEATURES Mens style features modern collar, chest pocket, twin back pleats, curved hem – can be worn in or out • Womens style features french style Y-neckline with waist and bust darts, longer length with curved hem – can be worn in or out



S770MS MENS CLASSIC FIT	XS	S	M	L	XL	2XL	3XL	4XL	5XL		
GARMENT ½ CHEST (CM)	52.5	55	57.5	60	63	66	70	74	78		
TO FIT NECK (CM)	36	38	40	42	44	46	48	50	52		
S770LT, S770LS WOMENS SEMI-FITTED	6	8	10	12	14	16	18	20	22	24	26
GARMENT ½ CHEST (CM)	45.5	48	50.5	53	55.5	58	61.5	64	66.5	69	71.5

Taking its cue from European shirt trends for design details such as narrow collars and mitered cuffs, the Monaco provides extra flair to a classic all-rounder shirt.




PRESTON SHIRT



A classic business shirt in a subtle self-stripe for an understated and elegant professional appearance. Easy-care, easy-iron fabric that resists creasing so you look sharp for longer.

SHIRTS



- S312ML** MENS LS
- S312MS** MENS SS
- S312LT** WOMENS 3/4
- S312LS** WOMENS SS

FABRIC 65% Polyester, 35% Cotton • Self-stripe pattern
 • Easy-iron • UPF 50+

FEATURES Mens style features twin back shoulder pleats for movement, adjustable 2 button cuff on Long Sleeve • Womens style features unique cut-away V-neckline with concealed button down collar



BLUE



WHITE




BLACK

S312ML, S312MS MENS CLASSIC FIT	S	M	L	XL	2XL	3XL	4XL	5XL		
GARMENT ½ CHEST (CM)	55	57	59	63	66	70	74	78		
TO FIT NECK (CM)	38	40	42	44	46	48	50	52		
S312LT, S312LS WOMENS SEMI-FITTED	6	8	10	12	14	16	18	20	22	24
GARMENT ½ CHEST (CM)	45.5	48	50.5	53	55.5	58	60.5	63	65.5	68

EURO SHIRT



An affordable business shirt that's big on style and quality. Featuring a yarn dyed mini-stripe for a subtle point of difference that won't interfere with your logo.



S812ML MENS LS
S812LL WOMENS LS
S812LT WOMENS 3/4

FABRIC 65% Polyester, 35% Cotton • Yarn-dyed Fine Stripe • Easy-care • UPF 30+

FEATURES Mens style features modern collar, chest pocket, twin back pleats and adjustable cuff
 • Womens style features feminine gathered detail on shoulder and back yoke • Curved hem – can be worn in or out



WHITE

BLACK

BLUE

S812ML MENS CLASSIC FIT	XS	S	M	L	XL	2XL	3XL	4XL	5XL		
GARMENT ½ CHEST (CM)	52	54.5	57	59.5	63.5	67.5	71.5	75.5	79.5		
TO FIT NECK (CM)	36	38	40	42	44	46	48	50	52		
S812LL, S812LT WOMENS SEMI-FITTED	6	8	10	12	14	16	18	20	22	24	26
GARMENT ½ CHEST (CM)	45.5	48	50.5	53	55.5	58	60.5	63	65.5	68	70.5

EURO SHIRT




S812MS MENS SS
S812LS WOMENS SS

FABRIC 65% Polyester, 35% Cotton • Yarn-dyed Fine Stripe • Easy-care • UPF 30+

FEATURES Mens style features modern collar, chest pocket, twin back pleats • Womens style features feminine gathered detail on shoulder and back yoke • Curved hem – can be worn in or out



WHITE



BLACK



BLUE

S812MS MENS CLASSIC FIT	XS	S	M	L	XL	2XL	3XL	4XL	5XL		
GARMENT ½ CHEST (CM)	52	54.5	57	59.5	63.5	67.5	71.5	75.5	79.5		
TO FIT NECK (CM)	36	38	40	42	44	46	48	50	52		
S812LS WOMENS SEMI-FITTED	6	8	10	12	14	16	18	20	22	24	26
GARMENT ½ CHEST (CM)	45.5	48	50.5	53	55.5	58	60.5	63	65.5	68	70.5

An affordable business shirt that's big on style and quality. Featuring a yarn dyed mini-stripe for a subtle point of difference that won't interfere with your logo.

SHIRTS



AMBASSADOR SHIRT




Our traditional Ambassador business shirt features a subtle yarn dyed stripe. The long-lasting, wrinkle resistant cloth ensures excellent performance wash after wash.



S29510 MENS LS
S251MS MENS SS

FABRIC 75% Polyester, 25% Cotton • Yarn-dyed Stripe • Easy-iron and shrink resistant • UPF 50+

FEATURES Twin back shoulder pleats, 2 button adjustable cuff and alternative openings for cuff links on Long Sleeve




BLUE



SILVER GREY



WHITE



GREEN

S29510, S251MS MENS CLASSIC FIT	S	M	L	XL	2XL	3XL	4XL	5XL
GARMENT ½ CHEST (CM)	55	57	59	63	66	70	74	78
TO FIT NECK (CM)	38	40	42	44	46	48	50	52


AMBASSADOR SHIRT




- S29520** WOMENS LS
- S29521** WOMENS 3/4
- S29522** WOMENS SS

FABRIC 75% Polyester, 25% Cotton • Yarn-dyed Stripe
 • Easy-iron and shrink resistant • UPF 50+

FEATURES Side panels with bust darts, 2 button collar and 2 vertical buttons on cuff • 3/4 and Short Sleeve style features rounded cuff




BLUE



SILVER GREY



WHITE



GREEN

S29520, S29521, S29522 WOMENS SEMI-FITTED	6	8	10	12	14	16	18	20	22	24
GARMENT ½ CHEST (CM)	45.5	48	50.5	53	55.5	58	60.5	63	65.5	68

A perennial favourite, our Ambassador business shirt features a gently shaped fit, standard collar and subtle yarn dyed stripe.

SHIRTS



EDGE SHIRT


A sophisticated check pattern enlivens your workplace uniform and ensures your team stands out from the ordinary. Quality yarn-dyed check pattern ensures wear comfort as well as garment longevity.



S267ML MENS LS
S267LT WOMENS 3/4
S267LS WOMENS SS

FABRIC 55% Polyester, 45% Cotton • Yarn-dyed Check • Mechanical Stretch

FEATURES Mens style features contrast trim inside collar, placket and cuff, loose pocket included • Womens style features Y-line placket with unique fashion pleat detail, waist and bust darts



BLACK




BLUE

S267ML MENS CLASSIC FIT	S	M	L	XL	2XL	3XL	4XL	5XL			
GARMENT ½ CHEST (CM)	55	57	59	63	66	70	74	78			
TO FIT NECK (CM)	38	40	42	44	46	48	50	52			
S267LT, S267LS WOMENS SEMI-FITTED	6	8	10	12	14	16	18	20	22	24	26
GARMENT ½ CHEST (CM)	45.5	48	50.5	53	55.5	58	61.5	64	66.5	69	71.5

ELLISON SHIRT

A professional business shirt with a small bold check for instant recognition. This yarn dyed woven gingham check adds next level design detail at the fabric level to enhance your corporate identity.




S716ML MENS LS
S716LT WOMENS 3/4

FABRIC 55% Cotton, 45% Polyester • Yarn-dyed Check • Easy-care • UPF 30+


FEATURES Mens style features modern collar, chest pocket, twin back pleats and adjustable cuff
 • Womens style features back shoulder pleats and waist darts • Curved hem – can be worn in or out




BLACK



FRENCH BLUE



BLUE



SILVER

S716ML MENS CLASSIC FIT	S	M	L	XL	2XL	3XL	4XL	5XL		
GARMENT ½ CHEST (CM)	54.5	57	59.5	63.5	67.5	71.5	75.5	79.5		
TO FIT NECK (CM)	38	40	42	44	46	48	50	52		
S716LT WOMENS SEMI-FITTED	6	8	10	12	14	16	18	20	22	24
GARMENT ½ CHEST (CM)	45.5	48	50.5	53	55.5	58	60.5	63	65.5	68

HARPER SHIRT




A modern take on the traditional Prince of Wales check. Yarn-dyed woven cloth, and garment details such as button down collar and neat chest pocket creates an on-point uniform appearance.




S820ML MENS LS
S820LT WOMENS 3/4

FABRIC 65% Polyester, 35% Cotton • Yarn-dyed Prince Of Wales Check
• Easy-care • UPF 30+

FEATURES Mens style features button-down collar and pocket, functional twin back pleats and adjustable cuff • Womens style features feminine waist and bust darts, slim collar and pocket • Curved hem – can be worn in or out



INK/
SILVER



BLACK/
SILVER

S820ML MENS CLASSIC FIT	XS	S	M	L	XL	2XL	3XL	4XL	5XL	
GARMENT ½ CHEST (CM)	52	54.5	57	59.5	63.5	67.5	71.5	75.5	79.5	
TO FIT NECK (CM)	36	38	40	42	44	46	48	50	52	
S820LT WOMENS SEMI-FITTED	6	8	10	12	14	16	18	20	22	24
GARMENT ½ CHEST (CM)	45.5	48	50.5	53	55.5	58	61.5	64	66.5	69

BONDI SHIRT



A versatile utility shirt with functional roll-up long sleeves and twin chest pockets. Reliable poly cotton poplin fabric offers excellent value and wash n wear performance.



S306ML MENS LS
S306MS MENS SS
S306LL WOMENS LS
S306LS WOMENS SS

FABRIC 65% Polyester, 35% Cotton Poplin • UPF 50+

FEATURES Twin chest pockets with stylish stitching and button detail • Long Sleeve styles feature roll-up sleeve function with button and inside tab • Curved hem - can be worn in or out
 • Mens style features twin back shoulder pleats


S306ML, S306MS MENS CLASSIC FIT	XS	S	M	L	XL	2XL	3XL	5XL		
GARMENT ½ CHEST (CM)	53	55	57	60	63	66	70	78		
TO FIT NECK (CM)	36	38	40	42	44	46	48	52		
S306LL, S306LS WOMENS SEMI-FITTED	6	8	10	12	14	16	18	20	22	24
GARMENT ½ CHEST (CM)	45.5	48	50.5	53	55.5	58	60.5	63	65.5	68



CHARCOAL



BLACK



NAVY

METRO SHIRT



A perennial favourite, our womens Metro shirt features comfortable stretch cotton fabric and a flattering Y-shaped open neckline.

SHIRTS



LB7300 WOMENS 3/4
LB7301 WOMENS SS

FABRIC 65% Cotton, 30% Polyester, 5% Elastane • UPF 30+

FEATURES Open neckline with slimline placket • Curved hemline
 • 3/4 features cuffed sleeve

LB7300, LB7301 WOMENS MODERN FIT	6	8	10	12	14	16	18	20	22	24	26
GARMENT ½ CHEST (CM)	46	48.5	51	54	56.5	59	61.5	64	66.5	69	72

METRO SHIRT

A perennial favourite, our mens Metro shirt features a tailored fit, standard collar and easy-care poly-cotton blend poplin fabric.



SH714 MENS LS
SH715 MENS SS

FABRIC 65% Polyester, 35% Cotton Poplin • UPF 30+

FEATURES Modern style with tapered fit and curved hem • Standard collar • Left chest pocket

SH714, SH715 MENS TAILORED FIT	S	M	L	XL	2XL	3XL	4XL	5XL
GARMENT ½ CHEST (CM)	55	57	59	63	66	70	74	78
TO FIT NECK (CM)	38	40	42	44	46	48	50	52



OASIS OVERBLOUSE

Our famous **BIZ COMFORTCOOL™** fabric offers performance plus. This linen-like cloth has been specially treated to provide superior beathability and moisture wicking ability.



S265LS WOMENS OVERBLOUSE

FABRIC BIZ COMFORTCOOL™ 100% Yarn-wicked breathable Polyester • Easy-care machine wash and wear • UPF 30+

FEATURES Action-back pleats for ease of movement
 • Longer length with side splits and chest pocket



S265LS WOMENS EASY FIT	6	8	10	12	14	16	18	20	22	24	26	28	30
GARMENT ½ CHEST (CM)	46.5	49	51.5	54	56.5	59.5	62.5	66	69	72	75	78	81

OASIS SHIRT



Our famous **BIZ COMFORTCOOL™** fabric offers performance plus. This linen-like cloth has been specially treated to provide superior beathability and moisture wicking ability.

SHIRTS



SH3603 MENS SS
LB3600 WOMENS 3/4
LB3601 WOMENS SS

FABRIC BIZ COMFORTCOOL™ 100% Yarn-wicked breathable Polyester
 • Easy-care machine wash and wear • UPF 30+

FEATURES Mens style features standard collar with jet chest and pen pocket • Womens style features open neckline with slimline placket
 • Curved hem - can be worn in or out

SH3603 MENS CLASSIC FIT	S	M	L	XL	2XL	3XL	5XL
GARMENT ½ CHEST (CM)	55	57	59	63	66	70	78

LB3600, LB3601 WOMENS SEMI-FITTED	6	8	10	12	14	16	18	20	22	24	26
GARMENT ½ CHEST (CM)	45.5	48	50	52.5	55	57.5	61	65	67.5	70	74

MICRO CHECK SHIRT

A traditional check shirt - the yarn dyed micro-check pattern is tonal in colour allowing for a variety of logos and branding.



SH816 MENS LS
SH817 MENS SS
LB8200 WOMENS 3/4

FABRIC 50% Cotton, 50% Polyester • Yarn-dyed • Easy-iron

FEATURES Mens style features standard collar with left chest pocket in a traditional business shirt fit with twin back shoulder pleats • Womens style features buttons to collar with slimline placket and curved hem

SH816, SH817 MENS EASY FIT	S	M	L	XL	2XL	3XL	4XL	5XL	
GARMENT ½ CHEST (CM)	56	59	62.5	66	69.5	74	79	83	
TO FIT NECK (CM)	38	40	42	44	46	48	50	52	
LB8200 WOMENS SEMI-FITTED	8	10	12	14	16	18	20	22	24
GARMENT ½ CHEST (CM)	48.5	51	54	56.5	59	61.5	64	66.5	69



CHAMBRAY SHIRT

A long standing favourite, this 100% cotton traditional chambray work shirt features chest pockets and twin-needle stitching. Wrinkle resistant fabric treatment delivers excellent easy-care performance.



- SH112 MENS LS
- SH113 MENS SS
- LB6201 WOMENS LS
- LB6200 WOMENS SS

FABRIC 100% Cotton • Yarn-dyed with wrinkle free treatment • UPF 30+

FEATURES Easy-iron • Mens style features a traditional fit with centre back box pleat, button down collar, twin stitched and chest pocket with tortoise shell buttons • Womens style features a relaxed fit with straight hem, side splits and chest pocket

SH112, SH113 MENS EASY FIT	XS	S	M	L	XL	2XL	3XL	4XL	5XL
GARMENT ½ CHEST (CM)	53	56	59	62.5	66	69.5	74	79	83
TO FIT NECK (CM)	36	38	40	42	44	46	48	50	52
LB6201, LB6200 WOMENS EASY FIT	8	10	12	14	16	18	20	22	24
GARMENT ½ CHEST (CM)	50	52	54	56	58	60	62	64	66



BASE SHIRT


An essential everyday work shirt in a reliable poplin fabric, offers excellent value and easy-care, easy-iron performance.



- S10510** MENS LS
- S10512** MENS SS
- S10521** WOMENS 3/4

FABRIC 65% Polyester, 35% Cotton Poplin

FEATURES Mens style includes left chest pocket



S10510, S10512 MENS CLASSIC FIT	XS	S	M	L	XL	2XL	3XL	4XL	5XL	
GARMENT ½ CHEST (CM)	53	55	57	59	63	66	70	74	78	
TO FIT NECK (CM)	36	38	40	42	44	46	48	50	52	
S10521 WOMENS SEMI-FITTED	6	8	10	12	14	16	18	20	22	24
GARMENT ½ CHEST (CM)	46	48.5	51	54	56.5	59	61.5	64	66.5	69

NITRO SHIRT

Durable, hardwearing and made to be noticed. The Nitro twill work shirt is a reliable choice for demanding workplaces. Bold contrast colours will ensure your team stand out from the crowd.



STYLE TIP Coordinates with Nitro Polo P56 & Nitro Jacket P274

S10112 MENS SS

FABRIC 65% Polyester, 35% Cotton Twill • UPF 50+

FEATURES Contrast panels with piping detail and side splits • Concealed placket and jet pocket

S10112 MENS CLASSIC FIT	S	M	L	XL	2XL	3XL	5XL
GARMENT ½ CHEST (CM)	54.5	57.5	61	64.5	68	72.5	80.5

